

2010 West Virginia Birth Attendant Study

WV Perinatal Partnership

Background

For the last few decades there has been speculation regarding the number of obstetrical providers in West Virginia. In addition, organizations and individuals have reported that West Virginia has an obstetrical provider-shortage. Several groups reported varying estimates of the number of providers providing prenatal care and delivery services. After hearing as many as three different estimates reported by the press or members of State government, the **1992 Statewide Perinatal Task Force** systematically determined an accurate number of obstetricians, family-practice physicians, and certified nurse-midwives who were routinely delivering babies and/or providing prenatal care.

Using similar methodology, the West Virginia Perinatal Partnership conducted studies of the numbers of obstetrical providers in 2006 and 2010

Study Limitations

- The number of birth attendants is in a continuous state of change. Therefore the numbers stated in this report should be considered close estimates and not precise figures.
- The 2006 and 2010 studies counted birth attendants in licensed obstetric facilities only. Approximately 80 births a year occur outside of state licensed facilities.
- Resident physicians are listed as the sum of positions presently available in programs where residents are trained to deliver babies because of the following reasons:
 - Resident physicians enter or leave programs midyear therefore it is difficult count their numbers simply by examining the names of residents who sign birth certificates.
 - All residents must be supervised by faculty who are required to be physically present during all births attended by residents.
 - In some residency programs, residents do not sign birth certificates, therefore difficult to count.
 - Many family practice residents deliver less than three babies per year and therefore make a small impact on the numbers of providers who routinely attend births.

Methodology

This study was conducted in March, 2010. Names of providers who signed birth certificates in 2009 were obtained from WV Vital Statistics. These names were sorted by hospitals. Nurse Managers from each hospital were supplied with the names of providers who signed birth certificates at their individual hospitals. They were asked to verify that each provider was still attending births. They were asked the specialty of each provider and if the provider was a resident. They were asked if any new providers had joined their staff since the beginning of the year. Duplicates were removed because some providers attend births at more than one hospital.

Results

The following graphs, charts, and maps show the results of the birth attendant studies done in 1991, 2006, and 2010.

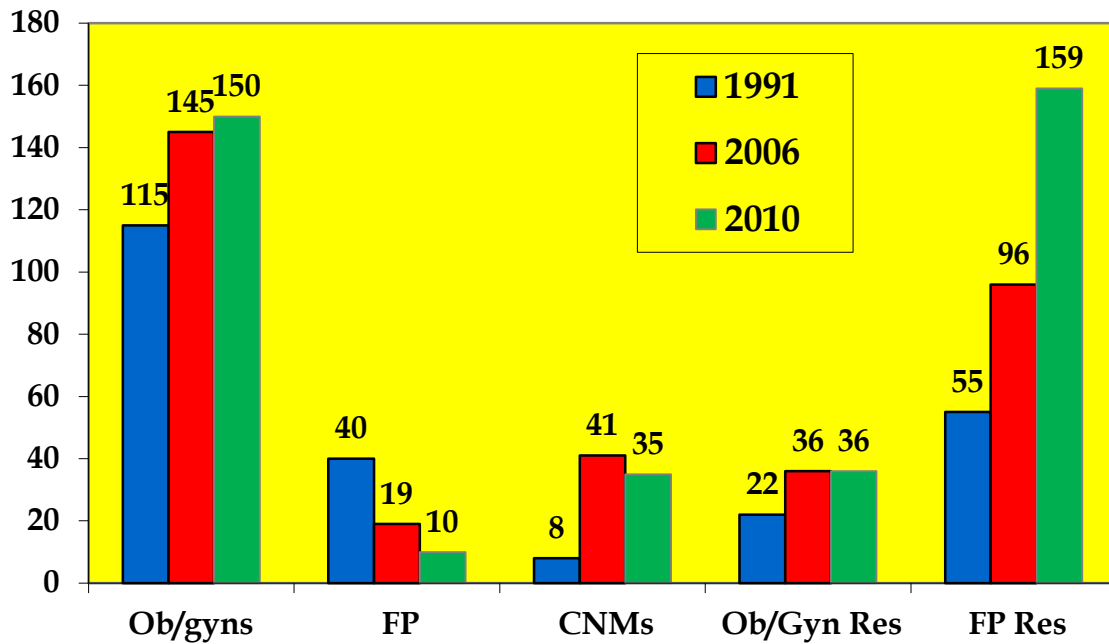
Key Findings

- ▶ The total number of birth attendants has steadily risen because the number of resident physicians has risen.
- ▶ The number of non-resident physician birth attendants who routinely deliver babies has declined.
- ▶ The number of non-resident OB/GYN physician birth attendants has shown a steady increase since 1991
- ▶ The number of non-resident family practice physician birth attendants has declined the most since 1991.
- ▶ Non-resident family practice physician birth attendants no longer attend births in non-teaching, rural facilities.
- ▶ The total number of resident physicians who deliver babies has risen.
 - ▶ Ob/Gyn resident positions have shown a modest increase since 1991
 - ▶ Family practice resident positions have shown almost a three-fold increase since 1991.
- ▶ After a sharp increase between 1991 and 2006, the number of CNMs attending births in WV licensed birth facilities declined in 2010
- ▶ More than half of all WV counties do not have obstetric delivery facilities
- ▶ Seventeen WV counties with no obstetric delivery facilities do have prenatal care providers
- ▶ Twelve WV counties have no prenatal care and no delivery facilities.

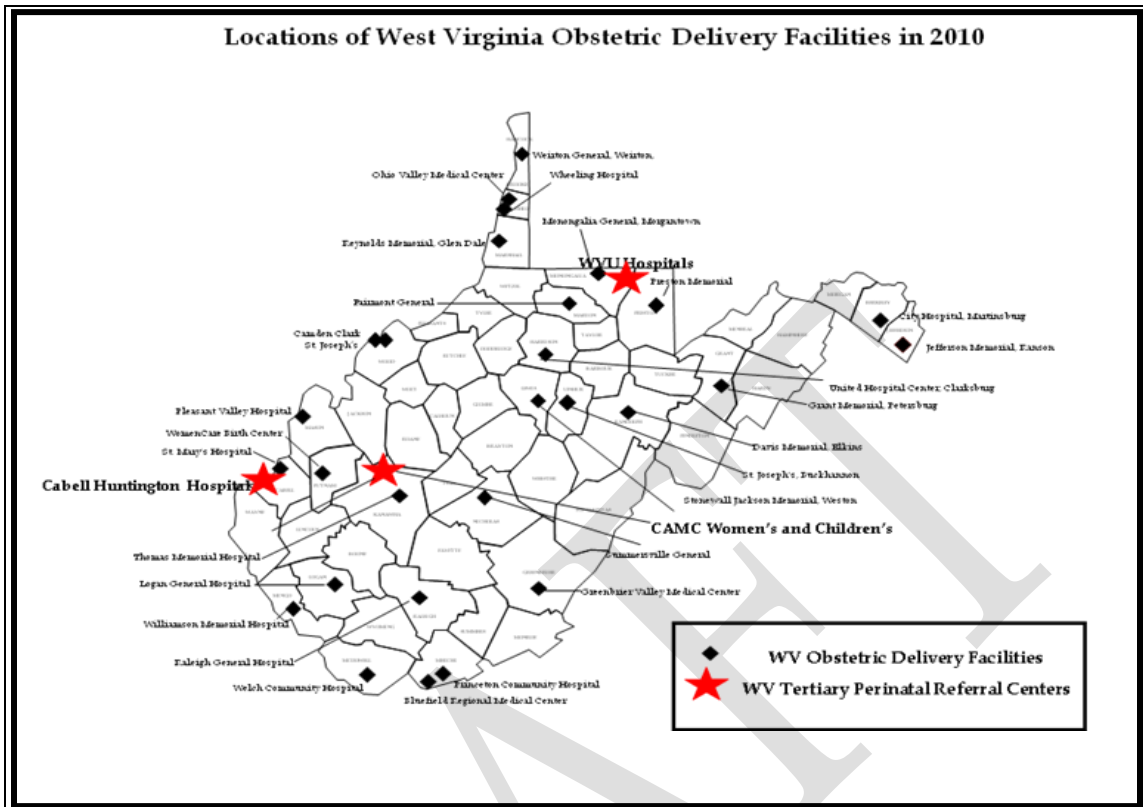
See next four pages for charts, maps and graphs.

Total Number of Birth Attendants Including Ob/Gyn and Family Practice Residents			
	1991	2006	2010
Ob/Gyn	115	145	150
Family Practice (FP)	40	19	10
Certified Nurse Midwives (CNMs)	8	41	35
Total Non-residents	163	205	195
Ob/Gyn Residents	22	36	36
Family Practice Residents	55	131	159
Grand Total	240	372	390

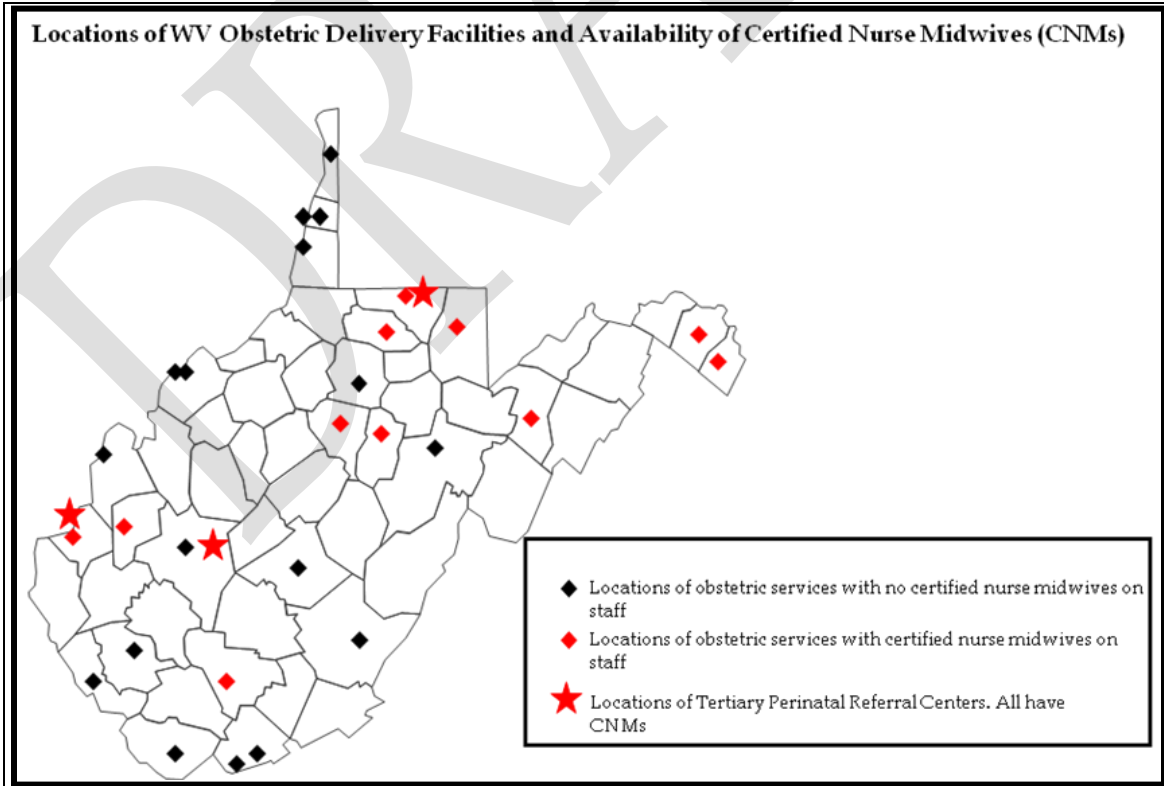
**Types of Providers Delivering Babies in WV Hospitals
1991 2006 2010**



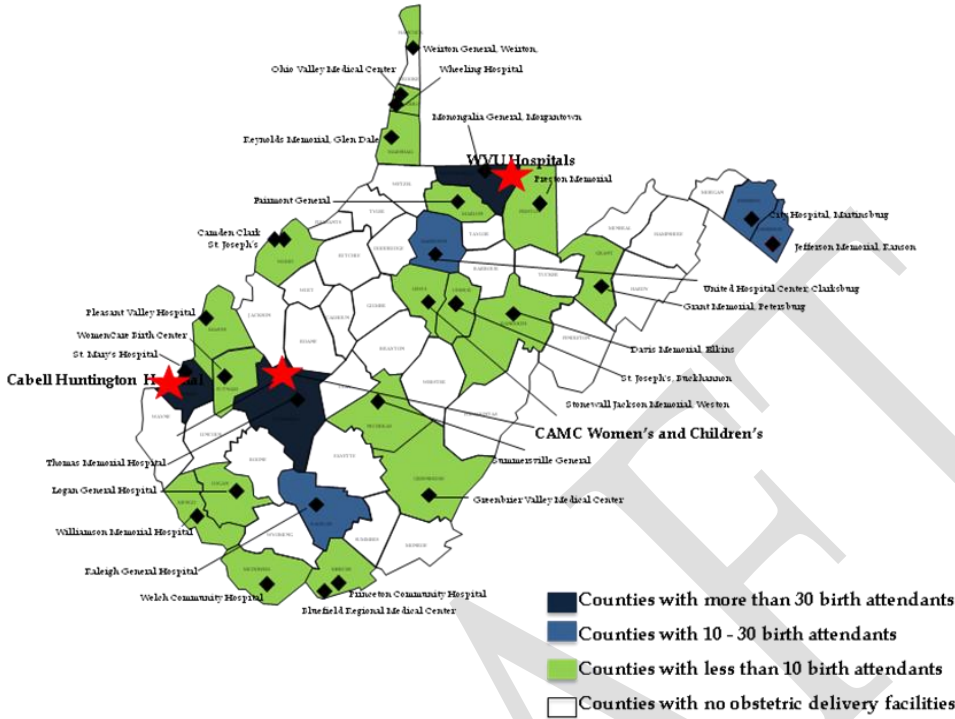
Locations of West Virginia Obstetric Delivery Facilities in 2010



Locations of WV Obstetric Delivery Facilities and Availability of Certified Nurse Midwives (CNMs)



Locations And Concentration of Birth Attendants Who Deliver In Hospitals or Licensed Birth Center



Locations And Concentration of Birth Attendants Counties with prenatal services but no Delivery Services Counties With No Prenatal Services

